


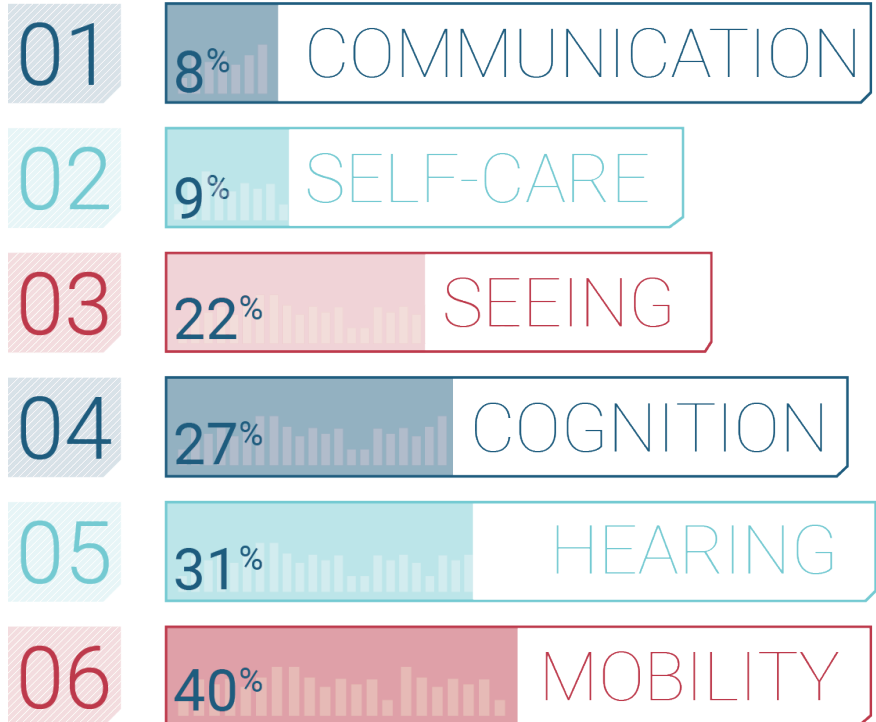
# One Fall Can Change It All

*Facts on Falls, Surgeries, and Disabilities*



## Disability Facts

In 2019, 19% of adults 65 years and older reported they could not function at all or had difficulty with at least one of the following six domains:



Source:

[https://acl.gov/sites/default/files/Aging%20and%20Disability%20in%20America/2020ProfileOlderAmericans.Final\\_.pdf](https://acl.gov/sites/default/files/Aging%20and%20Disability%20in%20America/2020ProfileOlderAmericans.Final_.pdf)

# Understand the Need



**Falls** are the **second leading cause** of unintentional injury deaths worldwide.

*Source: World Health Organization*

**More than 95%** of hip fractures are caused by falling.

*Source: Centers for Disease Control and Prevention*

**About 36 million** older adults fall each year – resulting in **more than 32,000 deaths**.

*Source: Centers for Disease Control and Prevention*

**1 of every 5** falls causes **broken bones or head injuries**.

*Source: Centers for Disease Control and Prevention*

**300,000+** older people each year are **hospitalized for hip fractures**.

*Source: Centers for Disease Control and Prevention*



# Enjoy Independence



# Fall Prevention


## Types of conditions that warrant assistance from a stairlift

Up to **1 billion** people in the world suffer from neurological disorders such as ALS, MS, CP, MD, vertigo, and overall weakness – **that's 1 in 6 people world-wide!**

In 2018, **30.3 million** U.S. adults were diagnosed with heart disease.

About **647,000 Americans** die from heart disease (**1 of every 4 deaths**) each year.

More than **15 million** Americans are affected by Chronic Obstructive Pulmonary Disease (COPD), and more than **150,000 Americans** die from COPD each year.



**24 million adults** are limited in their activities from arthritis.

**23% of U.S. adults** (over **54 million people**) have arthritis.

U.S. obesity prevalence **increased from 30.5% to 42.4%** from 1999-2000 through 2017-2018,

As of 2019, **all states and U.S. territories** had more than **20% of adults** with obesity.



# Surgery

## Types of surgery that warrant assistance from a stairlift

### Amputations

There are nearly **2 million people** living with limb loss in the U.S.

**Approximately 185,000** amputations are performed in the U.S. **per year**.



### Joint Replacements

More than **450,000 hip replacements** are performed **per year in the U.S.**

**60 – 80-year-olds** are the **most common patients** to undergo hip replacement surgeries.

**Over 600,000 people** undergo knee replacement surgery **each year** in the U.S.

**By 2030**, total knee replacement surgeries are projected to **grow to 3.5 million procedures** per year.



# Stay Safe and Enjoy Your Home

## Fall and Injury Costs

The direct medical costs of **fall-related injuries** total more than **\$50 billion annually**.

A fall-related injury can total a hospital bill of **\$30,000**; Medicare and Medicaid pay the majority of these costs.



## Cost of Adult Daycare, Assisted Living, and Nursing Homes

The **median cost** for full-time health aide in the U.S. is **\$4,576 per month**.

The **median cost** for adult daycare services **per month is \$1,603**.

Assisted living prices **vary by area and establishment** but range from **\$3,000 to \$5,000 per month**; the **median annual cost is \$51,600**.

The **median cost** of nursing home care is **\$7,756 per month** for a semi-private room and **\$8,821** for a private room. This amounts to **\$93,072 and \$105,852 per year**.



## Stairlift, VPL, and Ramp Costs

Straight stairlifts average to approximately **\$4,000 - \$5,000 with installation**.

Curved stairlift prices vary due to their **custom designs** to **perfectly fit any staircase** inside and out.

The cost of a vertical platform lift (VPL) and installation can begin around **\$8,000** but depends on each installation's **location complexities**.

A **modular ramp with installation** varies based on length needed **can range from \$2,500 - \$8,000**.

*\*Please note, a VPL may be recommended instead of a modular ramp depending on lifestyle, needs, location, and property size.*



# Moving Can Be A Hassle

## Average National Cost of Moving

The average national cost of moving is about **\$1,400 with a range from \$800 - \$2,500**. This estimate is for a 2-person moving team completing a local move.

A long-distance move jumps to between **\$2,200 and \$5,700**. Prices vary on a case-by-case basis.



## Average Closing Cost

The average closing cost on a house can be **3% - 5%** of the loan amount.

If the home is \$300,000, the closing can cost from **\$6,000 - \$15,000**. This is in addition to the down payment..

## Why Moving May Not Be Best

Downsizing at home can be a hassle and add **more stress** of figuring out **what to do with unwanted items**.

If **mobility is already difficult**, packing can be a real struggle physically and emotionally – employing professional packing teams **can add to costs**.

Finding the **best fit** for a new place of residence can take time. The **average length** of time a prospective resident waits for admittance to an assisted living facility is around **180 days (about 6 months)**.

